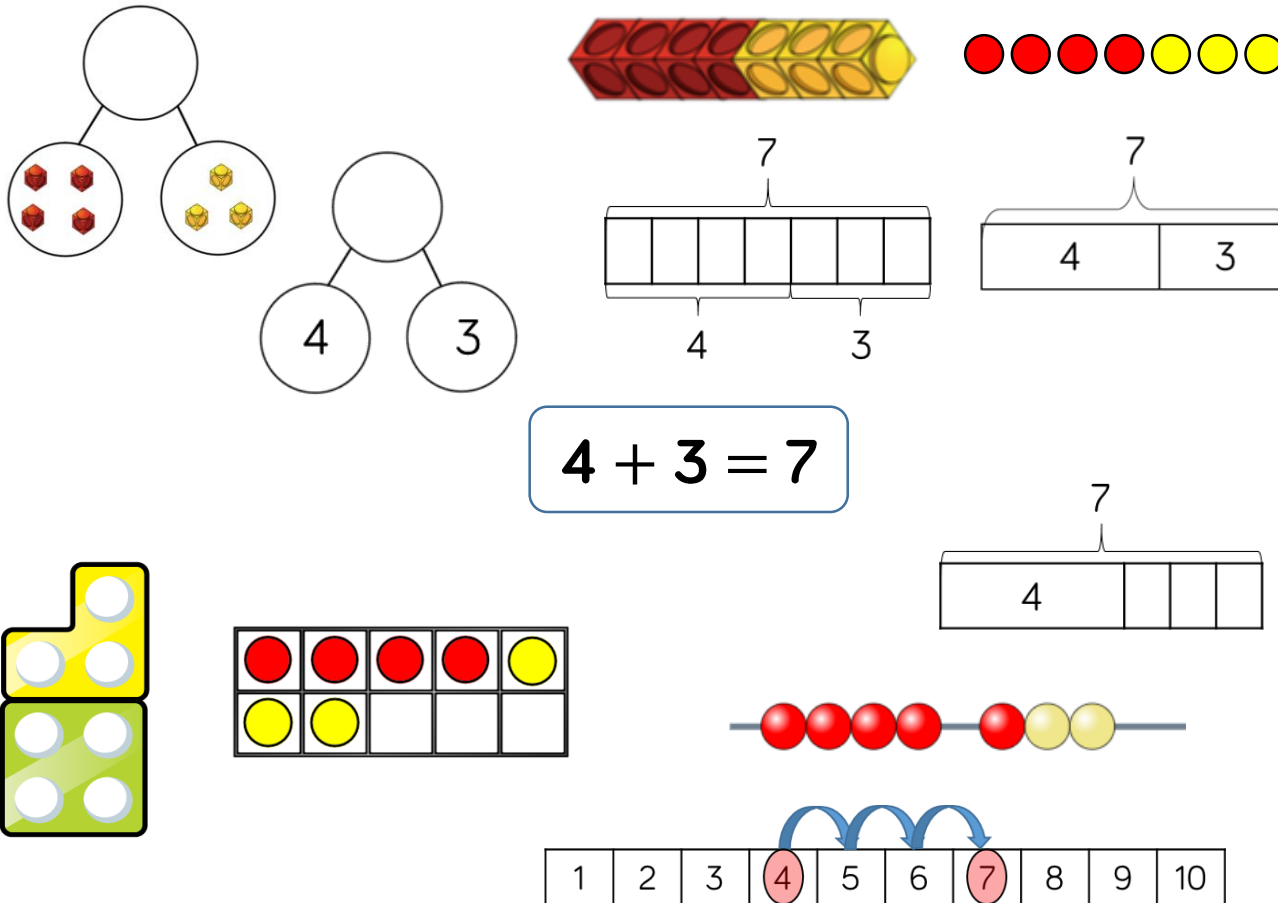


Skill: Add 1-digit numbers within 10

Year: 1



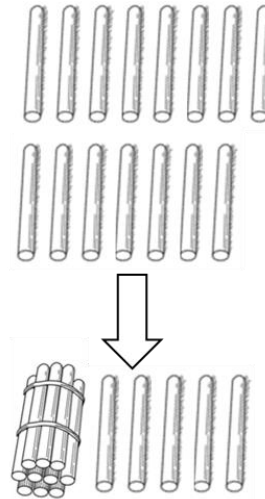

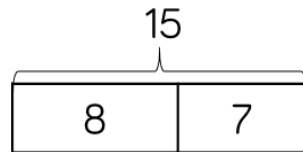
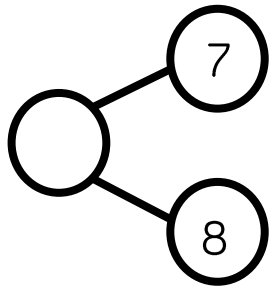
When adding numbers to 10, children can explore both aggregation and augmentation.

The part-whole model, discrete and continuous bar model, number shapes and ten frame support aggregation.

The combination bar model, ten frame, bead string and number track all support augmentation.

Skill: Add 1 and 2-digit numbers to 20

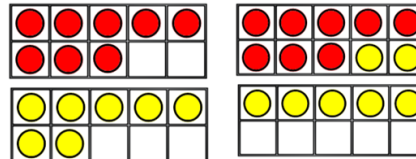
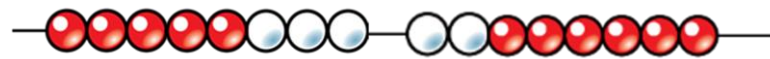
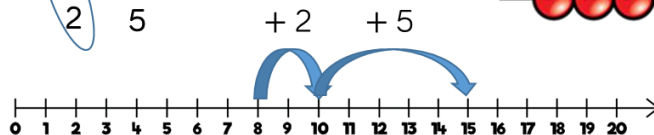
Year: 1/2



$$8 + 7 = 15$$

$$8 + 7 = 15$$

2 5



$$8 + 7 = 15$$

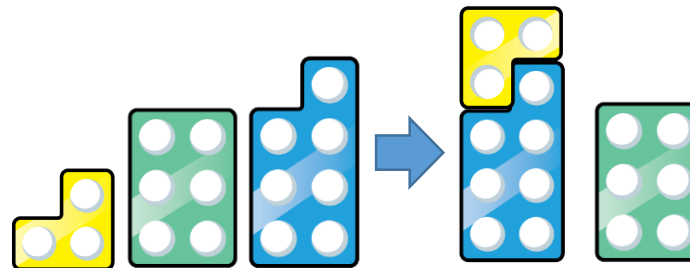
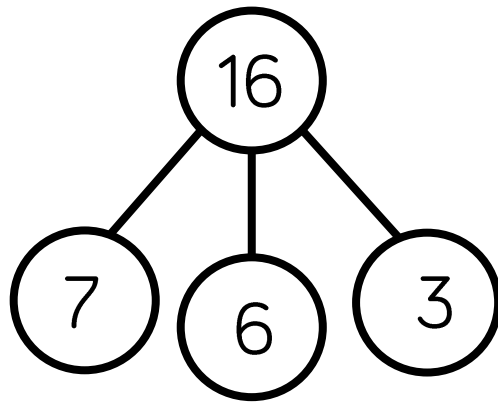
2 5

When adding one-digit numbers that cross 10, it is important to highlight the importance of ten ones equalling one ten.

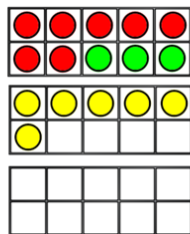
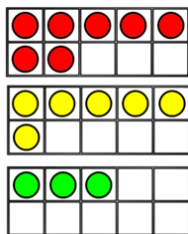
Different manipulatives can be used to represent this exchange. Use concrete resources alongside number lines to support children in understanding how to partition their jumps.

Skill: Add three 1-digit numbers

Year: 2

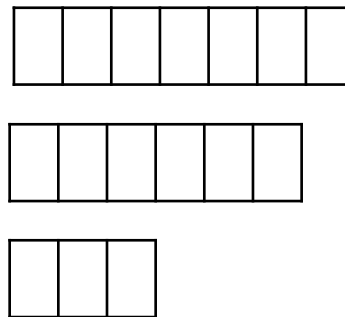


$$7 + 6 + 3 = 16$$



$$7 + 6 + 3 = 16$$

10



16

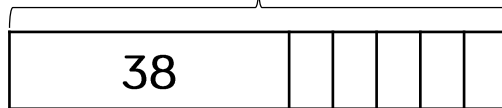
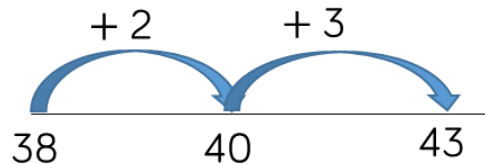
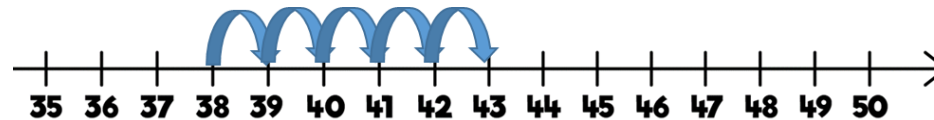
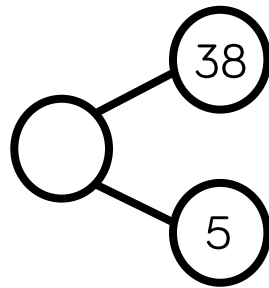
When adding three 1-digit numbers, children should be encouraged to look for number bonds to 10 or doubles to add the numbers more efficiently.

This supports children in their understanding of commutativity.

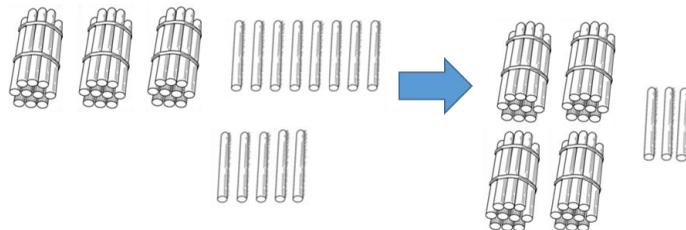
Manipulatives that highlight number bonds to 10 are effective when adding three 1-digit numbers.

Skill: Add 1-digit and 2-digit numbers to 100

Year: 2/3



$$38 + 5 = 43$$



1	2	3	4	5	6	7	8	9	10
11	12	13	14	15	16	17	18	19	20
21	22	23	24	25	26	27	28	29	30
31	32	33	34	35	36	37	38	39	40
41	42	43	44	45	46	47	48	49	50
51	52	53	54	55	56	57	58	59	60
61	62	63	64	65	66	67	68	69	70
71	72	73	74	75	76	77	78	79	80
81	82	83	84	85	86	87	88	89	90
91	92	93	94	95	96	97	98	99	100

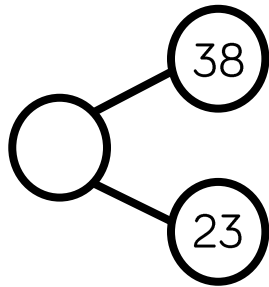
When adding single digits to a two-digit number, children should be encouraged to count on from the larger number.

They should also apply their knowledge of number bonds to add more efficiently e.g. $8 + 5 = 13$ so $38 + 5 = 43$.

Hundred squares and straws can support children to find the number bond to 10.

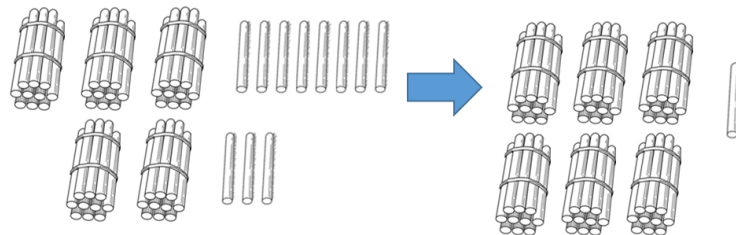
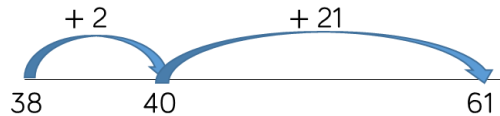
Skill: Add two 2-digit numbers to 100

Year: 2/3



38	23
----	----

Tens	Ones



$$38 + 23 = 61$$

$$\begin{array}{r} 38 \\ + 23 \\ \hline 61 \\ 1 \end{array}$$

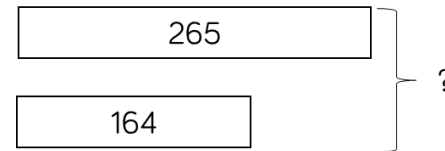
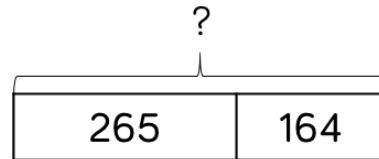
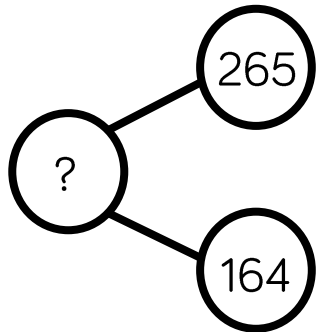
Tens	Ones

At this stage, encourage children to use the formal column method when calculating alongside straws, base 10 or place value counters. As numbers become larger, straws become less efficient.

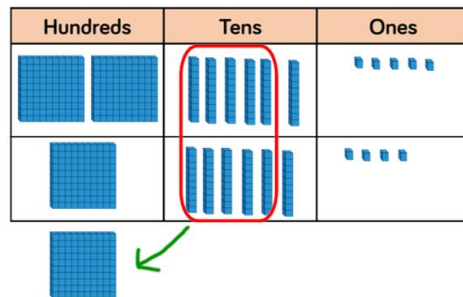
Children can also use a blank number line to count on to find the total. Encourage them to jump to multiples of 10 to become more efficient.

Skill: Add numbers with up to 3 digits

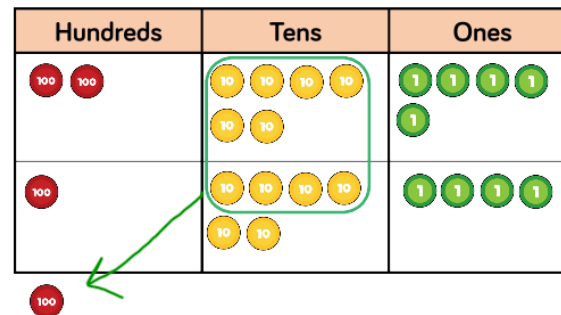
Year: 3



$$265 + 164 = 429$$



$$\begin{array}{r} 265 \\ + 164 \\ \hline 429 \\ 1 \end{array}$$



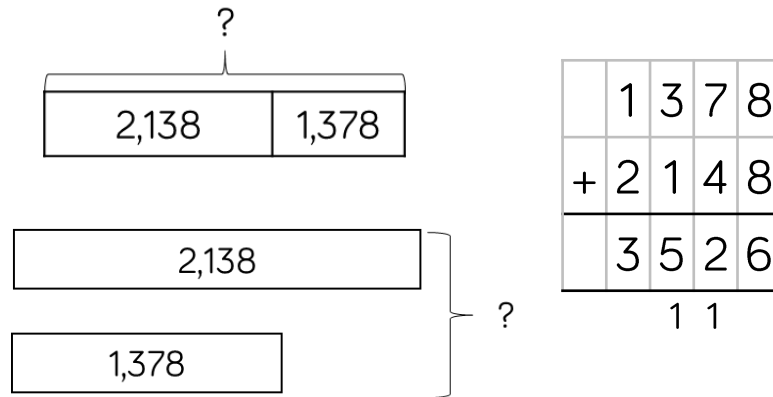
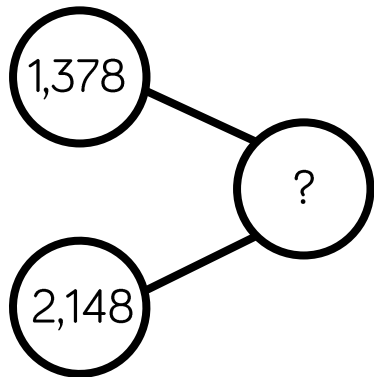
Base 10 and place value counters are the most effective manipulatives when adding numbers with up to 3 digits.

Ensure children write out their calculation alongside any concrete resources so they can see the links to the written column method.

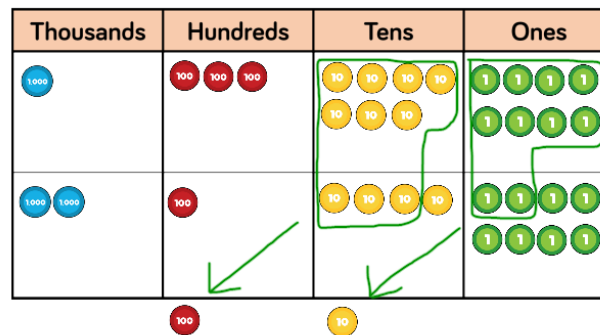
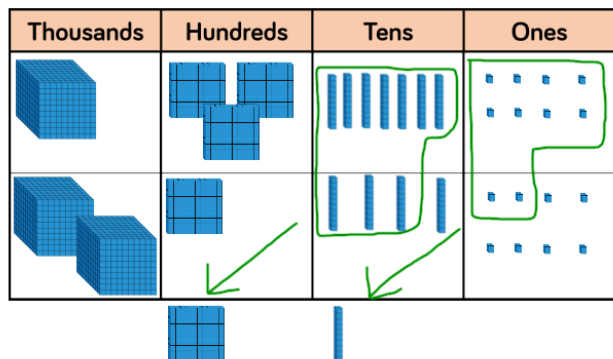
Plain counters on a place value grid can also be used to support learning.

Skill: Add numbers with up to 4 digits

Year: 4



$$1,378 + 2,148 = 3,526$$



Base 10 and place value counters are the most effective manipulatives when adding numbers with up to 4 digits.

Ensure children write out their calculation alongside any concrete resources so they can see the links to the written column method.

Plain counters on a place value grid can also be used to support learning.