



AN INTRODUCTION TO TAPESTRY

Mrs Hall

Early Years Lead

Reception Class Teacher



What Is Tapestry?

- An Online learning journal system.
- Staff record children's progress and activities using tablet devices and PCs.
- Parents can view their child's journal on mobile devices and on their home computers, and can make observations of their own using a secure login system.



Why Are We Using Tapestry?

- It creates a two way communication between us (the EYFS team), and you (the parents and carers).
- We can upload flexible media meaning you can see pictures and videos of what your children are really up to at school.
- Greater opportunities to extend your child's learning at home
- Unlike a physical, hard copy book, it's easy to share with groups of relatives, such as extended families, and relatives living overseas.

How Does It Work?

- Photos, videos and observations are uploaded to Tapestry.
- It is accessed via the android/iOS app or the Tapestry website.
- It enables you to comment on observations or add your own, so you can show us what your child is doing at home - weekend trips, exciting learning opportunities, trip to the shops etc.

How is the data protected?

- A password is required to access Tapestry, and parents can only view observations of their own children, or with permission, group observations.
- The site is hosted on Tapestry's own UK based servers in a secure data centre.
- Every school's data is stored separately.
- Data is encrypted to a very high level.




How We Plan To Use It

- Observations will be added by all staff onto Tapestry
- They will not be uploaded to your child's journal until they have been assessed and approved by the teachers
- They focus on child initiated learning. Sometimes you may see an observation from an adult directed activity
- Observations will document how adults have interacted with a child to move their learning forward, and to support them to make progress
- Observations will be linked to the EYFS curriculum



How to use Tapestry at home

- Web - <https://eylj.org>
 - IOS - Search EYFS Tapestry in the App Store
 - Android - Search EYFS Tapestry in Google Play Store
 - A simple user guide for each type of access is available on the school website
- 

Using the website

<https://eylj.org/login/>

Or search 'Tapestry' on Google - the top result will take you to the home page

Log in using email address and password

Log in - Website



TAPESTRY

ONLINE LEARNING JOURNAL

What is Tapestry?

Email

Password

Having trouble logging in?



Sign In

Looking for the updated version of
Tapestry? Go to tapestryjournal.com



What does it look like?



Observations

1 2 Next >

+ Add Observation

Filter & Sort Observations

Search



ICT

03 Mar 2020 01:49 PM by Alex Jacks

You used 2D Design and Make on Purple mash on the iPad to design a car for the Gingerbread Man.

Romeo Boulton



Curriculum links

Assessments

Literacy → Writing → 40-60 months

Links sounds to letters, naming and sounding the letters of the alphabet.

Uses some clearly identifiable letters to communicate meaning, representing some sounds correctly and in sequence.

Characteristics of Learning

Playing and Exploring

Being willing to 'have a go'

— *Taking a risk, engaging in new experiences, and learning by trial and error*

- Observations will be linked to the curriculum
- Links will be made to areas of learning within Development Matters and to the Characteristics of Effective Learning

Adding an observation using the website



Observations

1

2

Next >

+ Add Observation

Filter & Sort Observations


Search



- Click 'Add Observation'

Notification Emails

- Email notifications will be sent when a new observation is added, and when an observation is replied.
- Notifications can be changed in 'Edit Preferences'.



Changing settings

Notifications

When an observation is first added to the journal a summary of notifications (if any) will be sent by email daily

[Change these options](#)

When an observation is replied to a summary of notifications (if any) will be sent by email daily

These options were applied by you on 30/08/2016.



Change Notification Options

Notification Types

New Observation

When an observation is first added to the journal

New Reply

When an observation is replied to

[Save](#)

Powered by  **TAPESTRY**
ONLINE LEARNING JOURNALS

Log in - App (iOS)



Login

[Login not working?](#)

Using the app

Log in using email address and password and then set a 4 digit PIN

The Home Screen



Viewing Observations



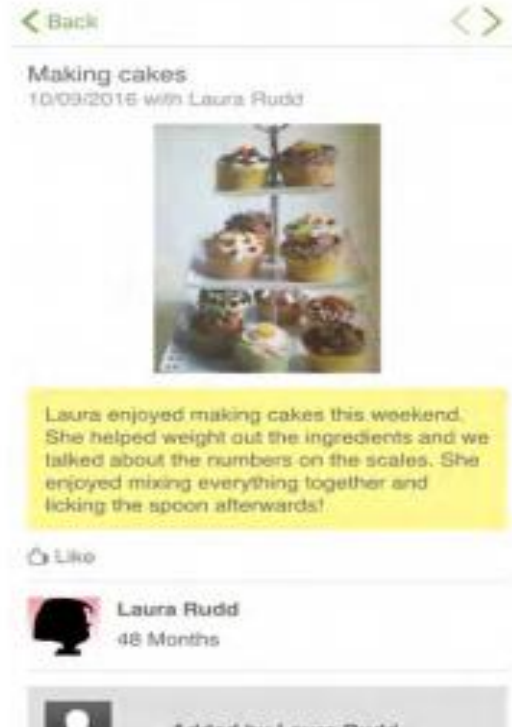
To view the details of an observation, tap on one of the observations in the list on the home page. You can scroll up and down to view all of the content, then tap on the "Back" button in the header bar to return to the home screen.

Adding an observation using the app



- Click + symbol (top right corner), select child, tap notes to add title and details, tap media to add a photo or video

Adding an observation using the app



- Once media is added tap 'Save' and you will see a preview of the observation. After a teacher has approved it the observation will be added to the journal

What to do next?

- Ensure you have signed and returned your Tapestry user agreement
- Download the app or visit the Tapestry website
- Log in using the details given to you by your child's teacher
- Change your password
- Change your notification settings if required
- Have a go at commenting on a school observation, then try adding your own!
- **Share Tapestry with your child**



Any Questions?